



**RAINWATER GOODS  
NON-STANDARD  
FLASHINGS,  
CAPPINGS & GUTTERS**  
Lengths up to 8 meters



*Simply the Best*

**ROOFING & PROFILES (FIJI) LTD.**

**BUILD WITH CONFIDENCE**

**ROOFING & SHEETMETAL MANUFACTURERS**

P.O. BOX 9, BA, FIJI ISLANDS

PHONE: (679) 667 4633 (OFF), (679) 667 3764 (FAC)

FAX: (679) 667 0184 (OFF), (679) 667 3674 (FAC)

Email: [info@rcmanubhai.com.fj](mailto:info@rcmanubhai.com.fj) [www.rcmanubhai.com.fj](http://www.rcmanubhai.com.fj)

**Build With Confidence**





# RPFL Non-standard flashings, cappings & gutters

This page shows some non-standard profiles. Please ask for other options.

### Girth range (mm)

50	600
75	650
100	700
150	750
200	800
225	850
250	900
300	950
375	1000
400	1150
450	1200
500	

### Preliminary

Check with your local **RPFL** Building Products office for:

1. Available girth range
2. Available colours
3. Profiles not shown
4. Maximum lengths
5. Lead times
6. How to handle tapered flashings

### Order requirements

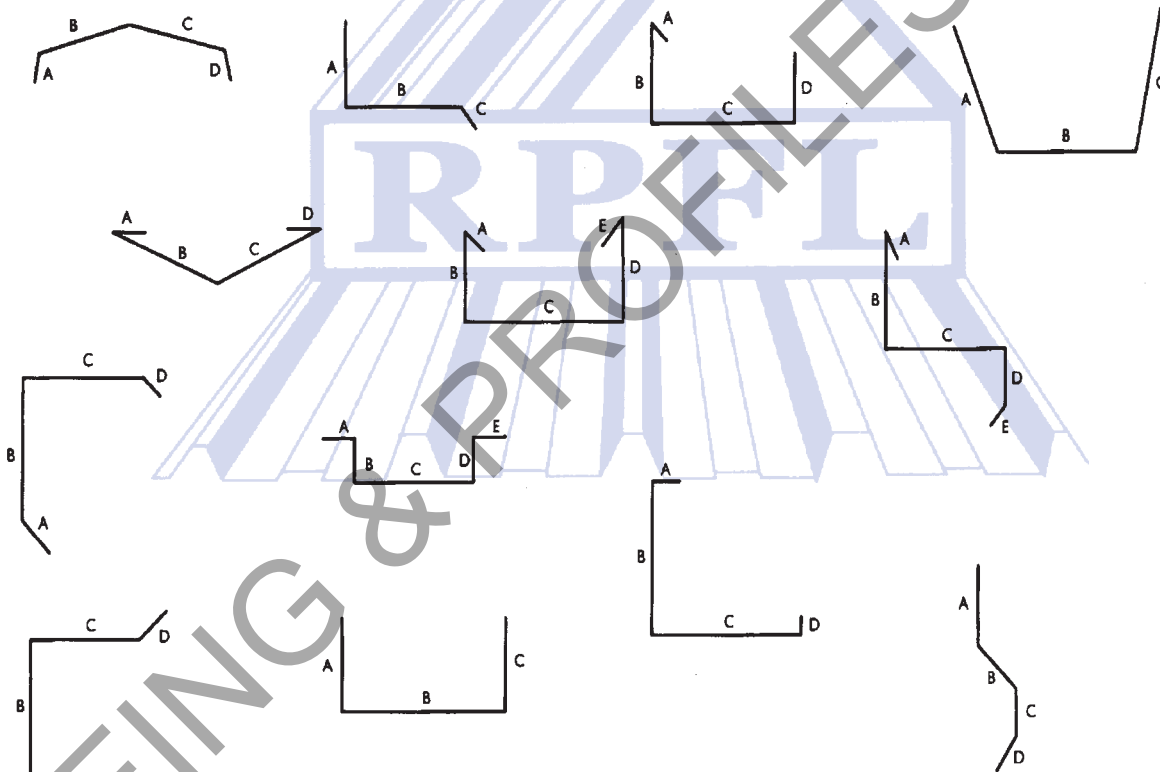
On a sketch show

1. Profile type
2. Colour (or ZINCALUME, or *galvsteel* if not COLORBOND)
3. Side on which colour is to be (use letters shown below)
4. Dimensions (use letters shown below)
5. Angles on all bends that are not 90 degrees
6. Quantity and lengths

### Order example

1. Profile type 5
2. Off White
3. Colour on 'B' side
4. A = 40, B = 80, C = 18
5. Angle B-C = 45 degrees
6. 4 off, 2750 mm

### Profile types




### Availability of materials


BMT (mm)

0.55 ZINCALUME, *galvsteel*, COLORBOND

### Angles defined

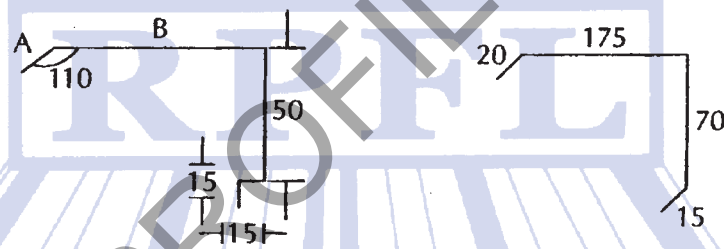


### Ridge capping (3 breaks) STANDARD



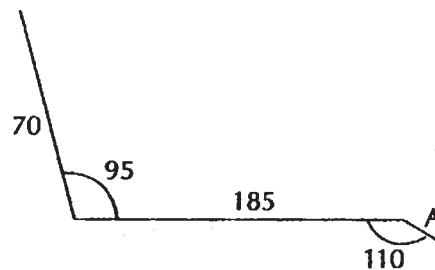
P/NO	A	B	P	Q	UFW	CAD REF NO
RCCD	20	180			400	CORRUDEK
RCSD	30	170		160,150,140	400	SUPERDEK

### Barge flashing STANDARD



P/NO	A	B	UFW	CAD REF NO
BFGD	15	150	245	CORRUDEK
BFGSD	30	250	360	SUPERDEK
BFS			280	SPECIAL

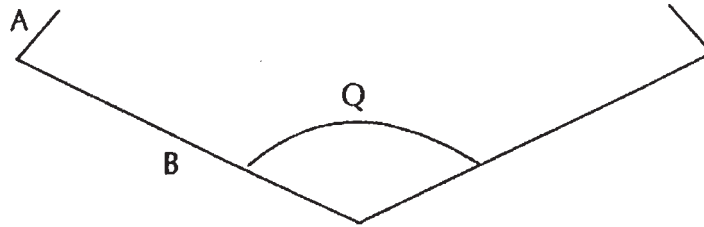
### Parapet flashing STANDARD



P/NO	A	UFW	CAD REF NO
PFCD	20	275	CORRUDEK
PFSD	30	285	SUPERDEK

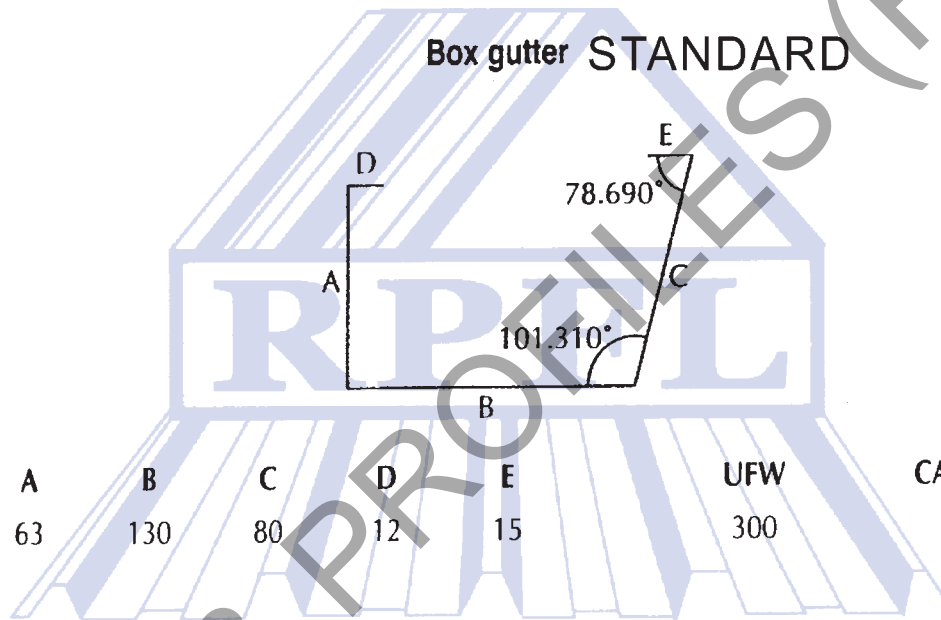


### Valley gutter STANDARD



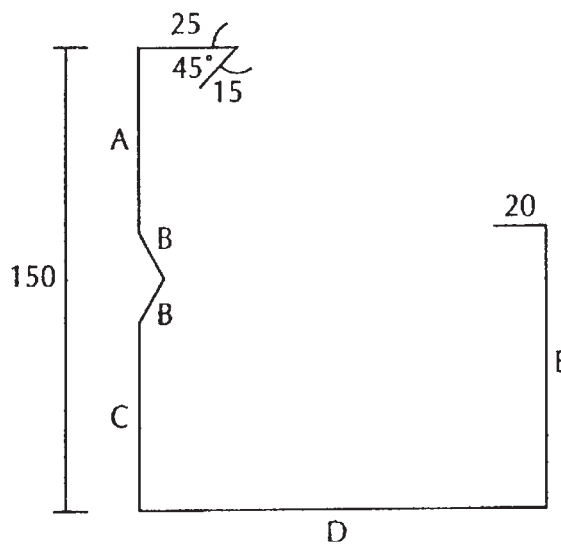
P/NO	A	B	Q	UFW	CAD REF NO
VG1	20	180	120, 130, 140	400	

### Box gutter STANDARD



P/NO	A	B	C	D	E	UFW	CAD REF NO
BG1	63	130	80	12	15	300	

### Squareline gutter STANDARD



P/NO	A	B	C	D	E	UFW	CAD REF NO
SG1	65	15	65	150	100	470	